

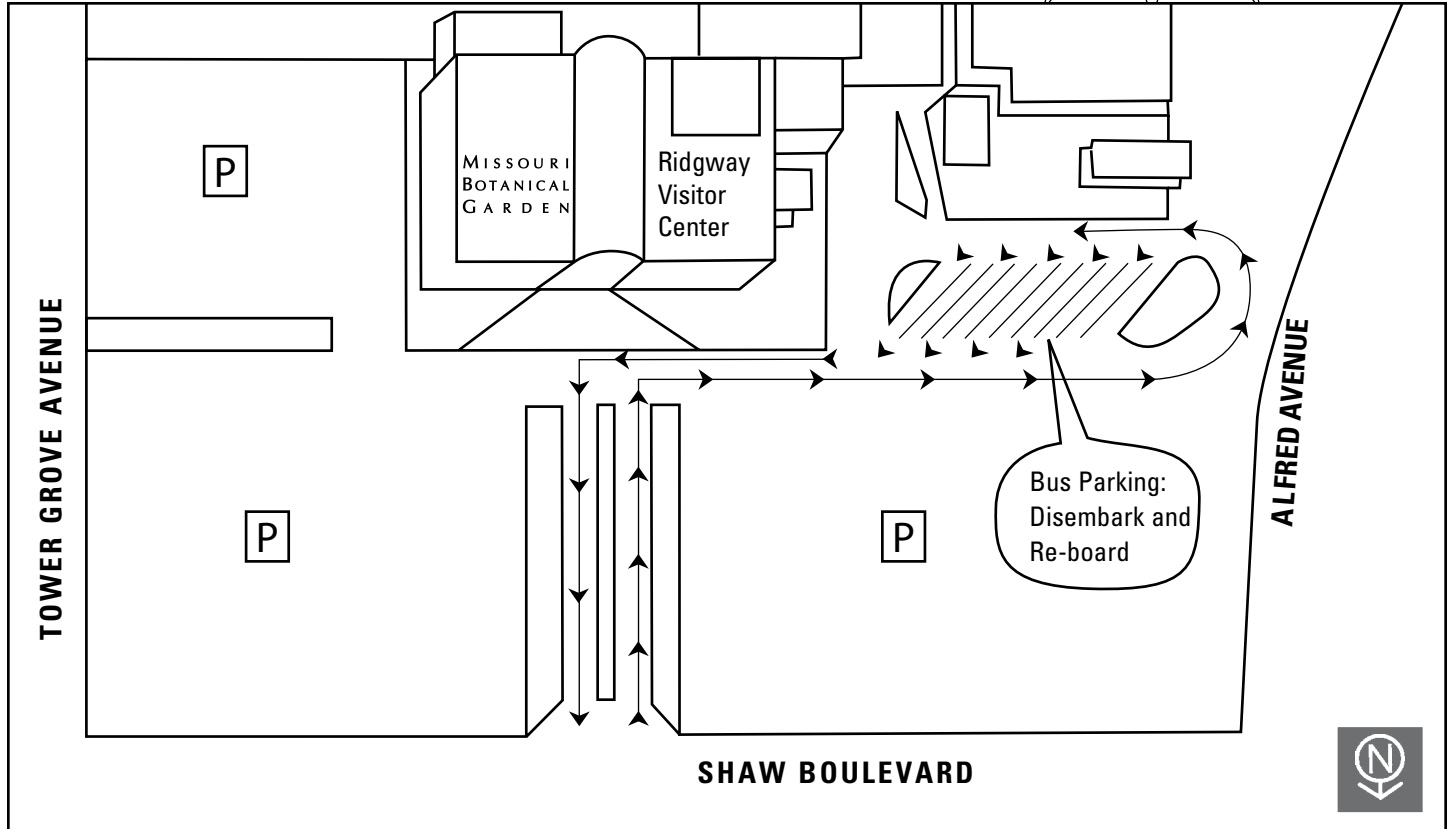
TOURISM BUS/COACH PARKING

(applies Nov. 1 through March 31 only)

Thank you for bringing your group to visit the Missouri Botanical Garden. In order to ensure the best possible experience for your passengers and drivers, we ask that you follow the drop-off and pick-up procedure detailed below **or as directed by Garden staff**. As before, thank you for choosing the Garden!

** Please use these instructions during construction from November 2009 through April 2010. Note that the group entrance at Linnean Plaza will also be closed.*

(Please give a copy to all bus drivers.)



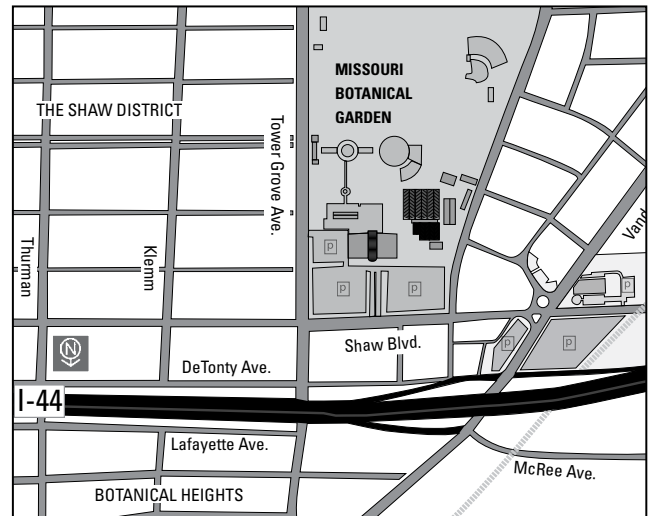
Drop-off:


Enter via the main Garden entrance on Shaw Boulevard. Turn right, toward the west parking lot. Proceed with caution around the turnaround and pull forward into one of the open parking spots.

Drop off passengers here. The bus/coach will remain parked at this location. Please do not idle your bus/coach. Drivers are invited to enjoy a complimentary non-alcoholic beverage in the Garden's Sassafras café.

Pick-up:

Passengers will re-board bus/coach. Once all passengers have boarded and are seated, pull forward and turn left to exit via the main Garden drive.



 MISSOURI BOTANICAL GARDEN
4344 Shaw Blvd. • Saint Louis, MO 63110
Tourism: 1-800-332-1286 • www.mobot.org

The Garden is a tobacco-free environment.